


Embrace Great Power Through Djinn Magick: A Comprehensive Guide to Summoning and Controlling Supernatural Entities

Djinn Magick is a powerful and ancient practice that can be used to achieve great things. Djinns are supernatural entities that have been mentioned in many cultures and religions throughout history. They are often described as being powerful and intelligent beings, and they are said to be able to grant wishes and perform other magical feats.

This comprehensive guide will teach you everything you need to know about summoning and controlling djinns. We will cover the basics of the practice, including the different types of djinns, the materials you will need, and the steps involved in summoning and controlling them. We will also discuss advanced techniques, such as how to create pacts with djinns and how to use them to achieve your goals.

There are many different types of djinns, each with its own unique powers and abilities. Some of the most common types of djinns include:



Djinn Rulers Sorcery: Embrace Great Power Through

Djinn Magick by Donald Johnson

★★★★★ 5 out of 5

Language : English
File size : 258 KB
Text-to-Speech : Enabled
Screen Reader : Supported
Enhanced typesetting : Enabled
Word Wise : Enabled
Print length : 11 pages
Lending : Enabled



- **Ifrits:** These are powerful fire djinns that are said to be able to cause great destruction.
- **Marids:** These are water djinns that are said to be able to control the weather and grant wishes.
- **Silphs:** These are air djinns that are said to be able to bring good luck and fortune.
- **Gnomes:** These are earth djinns that are said to be able to help with gardening and other agricultural pursuits.

The materials you will need to summon and control djinns vary depending on the type of djinn you are trying to summon. However, there are some basic materials that you will need for most summonings, including:

- A candle
- A bowl of water
- A piece of incense
- A talisman or other magical object

The steps involved in summoning and controlling djinns are also relatively simple. However, it is important to follow the steps carefully to ensure that the summoning is successful. The basic steps involved in summoning and controlling djinns are as follows:

1. **Prepare the summoning area.** This involves creating a sacred space in which to perform the summoning. The area should be clean and free of distractions.
2. **Cast the summoning circle.** This is a magical circle that will protect you from the djinn and help to keep it under control.
3. **Light the candle and incense.** This will help to attract the djinn and create a conducive atmosphere for the summoning.
4. **Place the bowl of water in the center of the circle.** This will serve as a focal point for the summoning.
5. **Chant the summoning incantation.** This is a specific incantation that will call the djinn to you.
6. **Make your request to the djinn.** This is where you will state your purpose for summoning the djinn and what you want it to do for you.
7. **Bind the djinn to your will.** This is a magical process that will give you control over the djinn and ensure that it obeys your commands.
8. **Seal the circle.** This will close the summoning and send the djinn back to its own realm.

Once you have mastered the basics of Djinn Magick, you can begin to explore some of the more advanced techniques. These techniques can allow you to create pacts with djinns and use them to achieve your goals.

One of the most powerful techniques in Djinn Magick is the creation of a pact. A pact is a binding agreement between a human and a djinn. In this agreement, the human agrees to provide something to the djinn, and the djinn agrees to provide something in return. Pacts can be used to achieve a

wide variety of goals, such as increasing wealth, gaining power, or obtaining knowledge.

To create a pact with a djinn, you must first find a djinn that is willing to work with you. This can be done by summoning the djinn and offering it something in return for its services. Once you have found a djinn that is willing to work with you, you must negotiate the terms of the pact. Be sure to state your terms clearly and concisely, and make sure that the djinn understands what you are asking for.

Once the terms of the pact have been agreed upon, you must seal the pact with a blood oath. This involves cutting your finger and mixing your blood with the blood of the djinn. The blood oath will bind the pact and ensure that both parties honor their agreement.

Djinn Magick is a powerful and ancient practice that can be used to achieve great things. However, it is important to remember that Djinn Magick is not without its risks. Djinns are powerful beings, and they can be dangerous if they are not controlled properly. If you are not sure whether or not you are ready to practice Djinn Magick, it is best to seek the guidance of an experienced practitioner.

With the proper knowledge and preparation, you can use Djinn Magick to achieve your goals and live a more fulfilling life.

Djinn Rulers Sorcery: Embrace Great Power Through


Djinn Magick by Donald Johnson

★★★★★ 5 out of 5


Language : English

File size : 258 KB

Text-to-Speech : Enabled




Screen Reader : Supported
Enhanced typesetting: Enabled
Word Wise : Enabled
Print length : 11 pages
Lending : Enabled



Unveiling the Secrets of Core Concepts: The Ultimate Learning Companion

Are you ready to unlock the doors to academic success and conquer core concepts with confidence? Look no further than our groundbreaking book, "With Answers Covering..."



Unlock Your True Potential: Uncover the Real Reasons For Success

Embark on a Transformative Journey to Extraordinary Achievements Are you ready to break free from mediocrity and unlock your true potential? In his...