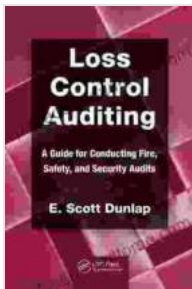


Guide For Conducting Fire Safety And Security Audits Occupational Safety Health

In the face of potential threats and emergencies, safeguarding the well-being of your workplace and securing your assets is paramount. Fire safety and security audits play a crucial role in identifying vulnerabilities, mitigating risks, and implementing proactive measures to ensure the safety of occupants and the integrity of facilities. This comprehensive guide provides an in-depth exploration of the essential aspects of conducting effective fire safety and security audits, empowering you with the knowledge and tools to create a safer and more secure environment.



Loss Control Auditing: A Guide for Conducting Fire, Safety, and Security Audits (Occupational Safety & Health Guide Series Book 9) by E. Scott Dunlap

★★★★☆ 4.3 out of 5

Language : English

File size : 21559 KB

Print length: 255 pages



Chapter 1: Understanding Fire Safety Audits

Fire safety audits involve a systematic examination of a workplace to assess its compliance with fire safety regulations and identify potential fire hazards. This chapter delves into the objectives, scope, and methodology of fire safety audits, outlining the key areas to inspect, including:

- Fire alarm and detection systems
- Fire extinguishers and sprinkler systems
- Emergency lighting and signage
- Means of egress and evacuation routes
- Storage and handling of flammable materials

Chapter 2: Conducting Fire Safety Audits

This chapter provides a step-by-step guide to conducting fire safety audits, covering:

- Planning and preparation
- Documentation and record-keeping
- Interviewing occupants and stakeholders
- Analyzing findings and identifying hazards
- Developing corrective action plans

Chapter 3: Understanding Security Audits

Security audits assess the effectiveness of measures in place to protect a workplace against unauthorized access, theft, and other security breaches.

This chapter explores:

- Types of security audits
- Security risks and vulnerabilities
- Cybersecurity and data protection

- Physical security measures

Chapter 4: Conducting Security Audits

This chapter guides you through the process of conducting security audits, including:

- Vulnerability assessments and penetration testing
- Security policy and procedure reviews
- Physical security inspections
- Employee background checks
- Developing security improvement plans

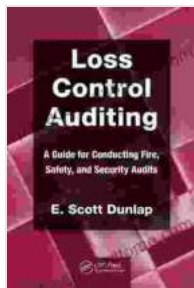
Chapter 5: Reporting and Follow-Up

Effective fire safety and security audits require comprehensive reporting and diligent follow-up to ensure that corrective actions are implemented and risks are effectively mitigated. This chapter discusses:

- Report writing and documentation
- Communicating findings to management
- Tracking progress and monitoring corrective actions
- Continuous improvement and best practices

Mastering the art of fire safety and security audits is essential for safeguarding your workplace and ensuring the well-being of your occupants. This comprehensive guide provides a roadmap for conducting thorough and effective audits, empowering you to identify and mitigate

potential risks, enhance compliance, and create a safer, more secure environment. Embrace the knowledge and insights contained within this invaluable resource, and elevate your organization's safety and security posture to the highest level.




Loss Control Auditing: A Guide for Conducting Fire, Safety, and Security Audits (Occupational Safety & Health Guide Series Book 9) by E. Scott Dunlap

★★★★☆ 4.3 out of 5

Language : English

File size : 21559 KB

Print length : 255 pages



Unveiling the Secrets of Core Concepts: The Ultimate Learning Companion

Are you ready to unlock the doors to academic success and conquer core concepts with confidence? Look no further than our groundbreaking book, "With Answers Covering..."



Unlock Your True Potential: Uncover the Real Reasons For Success

Embark on a Transformative Journey to Extraordinary Achievements Are you ready to break free from mediocrity and unlock your true potential? In his...