

# Master the Art of Blues Guitar

## Elevate Your Playing with the Ultimate Blues Guitar Guide

Embark on a rhythmic journey with "The Complete Guide to Playing Blues Guitar Two," the definitive volume that will ignite your passion for the soulful and expressive world of blues music. This comprehensive guide, meticulously crafted by seasoned blues guitarists, unveils the secrets to unlocking the enchanting sounds of the blues.

## In-Depth Exploration of Blues Techniques

Immerse yourself in a world of blues techniques that will transform your playing. Discover the nuances of hammer-ons, pull-offs, string bending, and vibrato, empowering you to create authentic and captivating blues solos.



## The Complete Guide to Playing Blues Guitar - Book Two: Lead Guitar Melodic Phrasing (Play Blues Guitar 2) by Joseph Alexander

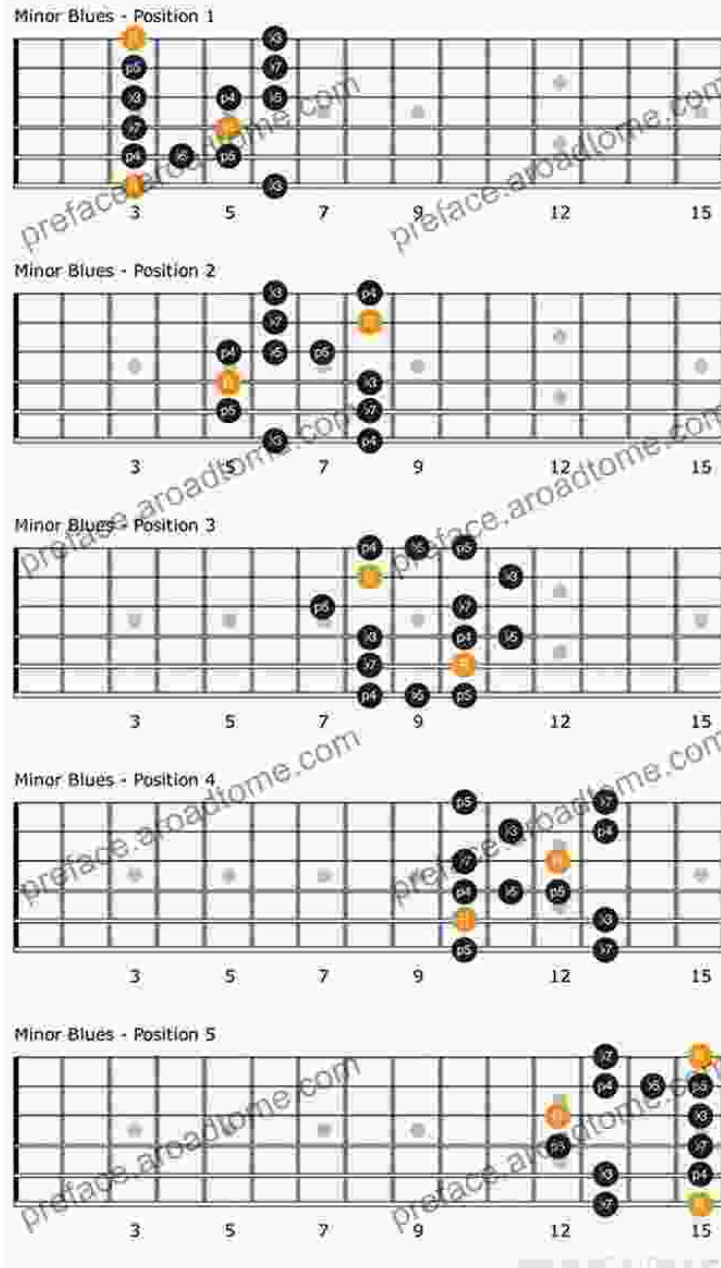
★★★★☆ 4.7 out of 5

Language	: English
File size	: 28851 KB
Text-to-Speech	: Enabled
Screen Reader	: Supported
Enhanced typesetting	: Enabled
Word Wise	: Enabled
Print length	: 106 pages
Lending	: Enabled

FREE

DOWNLOAD E-BOOK

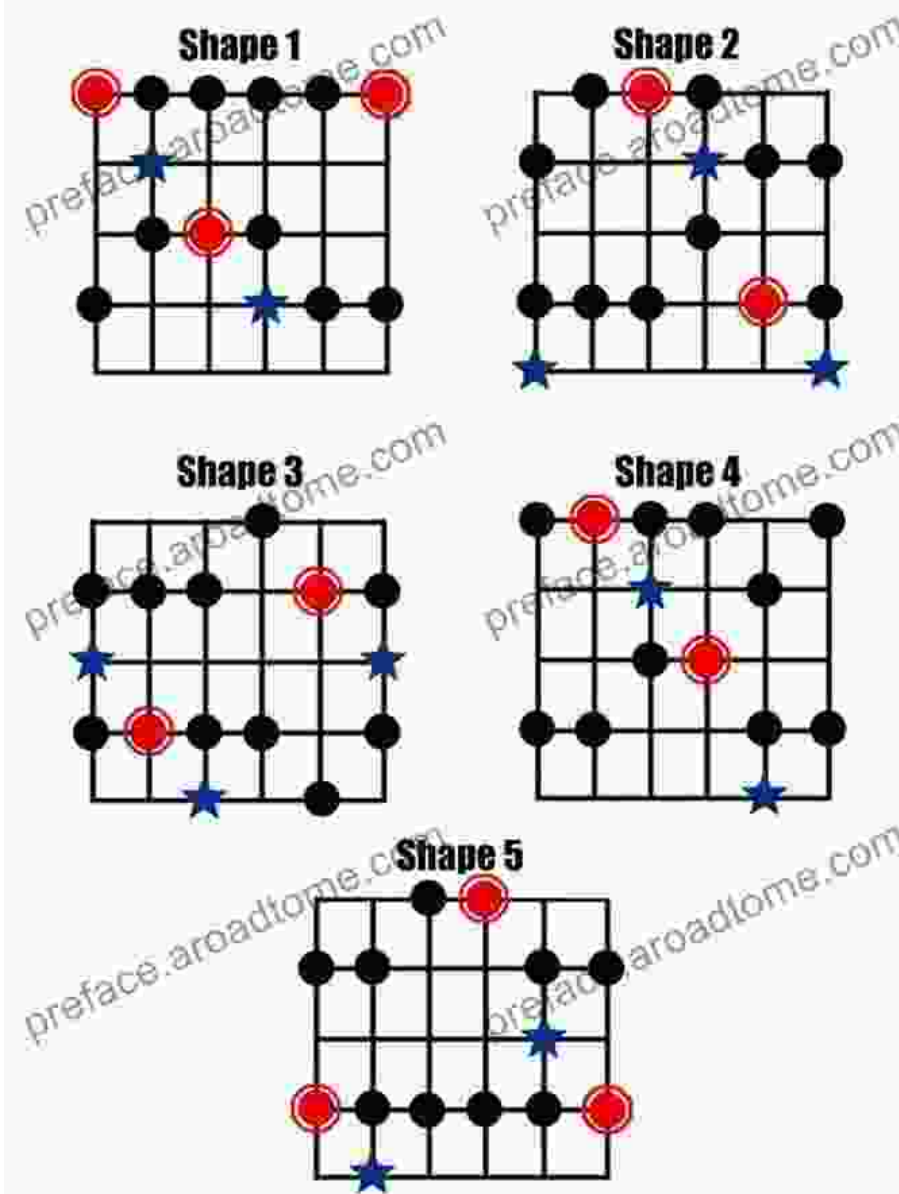




## Unveiling the Blues Scales and Patterns

Unlock the melodic secrets of the blues with an in-depth exploration of blues scales and patterns. Learn to navigate the minor pentatonic, major blues, and mixolydian scales, expanding your improvisational vocabulary.

# Blues Scale



Visualize and comprehend the intricate patterns of blues scales.

## Exploring the Blues Chord Progressions

Dive into the heart of blues harmony with an to essential blues chord progressions. Discover the interplay of seventh chords, suspended chords,

and turnarounds, providing a solid foundation for your blues rhythm guitar skills.

The image displays nine guitar chord diagrams arranged in a 3x3 grid. Each diagram includes a fretboard with fingerings (1-4) and a chord name with its duration. The diagrams are as follows:

- Top Row:**
  - Diagram 1:** F7 - V Chord, 2 beats 1/2 bar. Fretboard: 5th fret, strings 2-6. Fingering: 1, 2, 3, 4.
  - Diagram 2:** Eb7 - IV Chord, 2 beats 1/2 bar. Fretboard: 7th fret, strings 2-6. Fingering: 1, 2, 3, 4.
  - Diagram 3:** Eb7 - IV Chord, 2 beats 1/2 bar. Fretboard: 5th fret, strings 2-6. Fingering: 1, 2, 3, 4.
- Middle Row:**
  - Diagram 4:** Eb7 - IV Chord, 2 beats 1/2 bar. Fretboard: 3rd fret, strings 2-6. Fingering: 1, 2, 3, 4.
  - Diagram 5:** Eb7 - IV Chord, 2 beats 1/2 bar. Fretboard: 5th fret, strings 2-6. Fingering: 1, 2, 3, 4.
  - Diagram 6:** Bb7 - I Chord, 2 beats 1/2 bar. Fretboard: 5th fret, strings 2-6. Fingering: 1, 2, 3, 4.
- Bottom Row:**
  - Diagram 7:** Bb7 - I Chord, 2 beats 1/2 bar. Fretboard: 7th fret, strings 2-6. Fingering: 1, 2, 3, 4.
  - Diagram 8:** Bb7 - I Chord, 4 beats 1 bar. Fretboard: 5th fret, strings 2-6. Fingering: 1, 2, 3, 4.
  - Diagram 9:** Bb7 - I Chord, Start over. Fretboard: 5th fret, strings 2-6. Fingering: 1, 2, 3, 4.

## Perfecting Blues Rhythm Guitar

Become a rhythmic maestro as you delving into the nuances of blues rhythm guitar. Learn to strum, shuffle, and fingerpick, creating infectious grooves that will keep your audience captivated.



Unveil the rhythmic complexities of blues guitar.

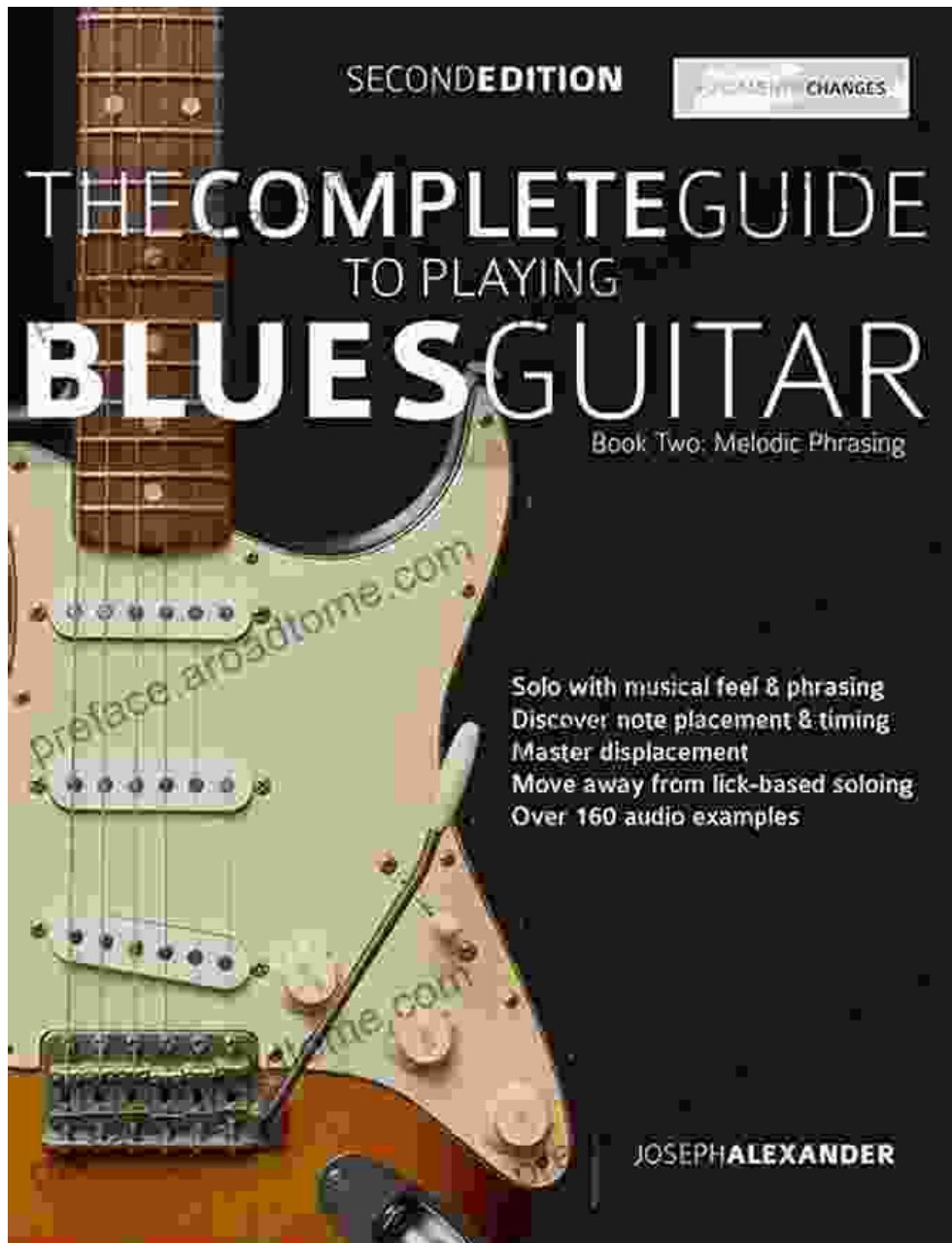
## Advanced Techniques for Blues Guitar Mastery

Elevate your playing to new heights with an exploration of advanced techniques. Discover the secrets of blues vibrato, bending, and slide guitar, adding expressiveness and depth to your improvisations.



## **The Blues Songbook: A Collection of Classic Tunes**

Put your newly acquired skills to the test with a curated collection of classic blues songs. From "Crossroads" to "Sweet Home Chicago," this songbook provides ample opportunity to practice and refine the techniques you've learned.



Engage with a repertoire of timeless blues classics.

## **A Comprehensive Guide for Blues Enthusiasts**

"The Complete Guide to Playing Blues Guitar Two" is the ultimate resource for blues enthusiasts of all levels. Whether you're a novice seeking to

unravel the basics or an experienced guitarist seeking to explore new horizons, this guidebook will ignite your passion for the blues.

**Get your copy today and embark on a journey to blues guitar mastery!**




## The Complete Guide to Playing Blues Guitar - Book Two: Lead Guitar Melodic Phrasing (Play Blues Guitar

2) by Joseph Alexander

★★★★☆ 4.7 out of 5


Language	: English
File size	: 28851 KB
Text-to-Speech	: Enabled
Screen Reader	: Supported
Enhanced typesetting	: Enabled
Word Wise	: Enabled
Print length	: 106 pages
Lending	: Enabled



## Unveiling the Secrets of Core Concepts: The Ultimate Learning Companion

Are you ready to unlock the doors to academic success and conquer core concepts with confidence? Look no further than our groundbreaking book, "With Answers Covering..."





## Unlock Your True Potential: Uncover the Real Reasons For Success

Embark on a Transformative Journey to Extraordinary Achievements Are you ready to break free from mediocrity and unlock your true potential? In his...