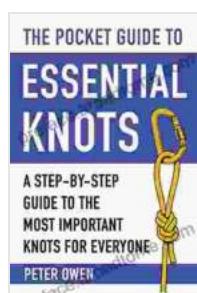


Step-by-Step Guide to the Most Important Knots for Every Occasion

Knots are an essential part of our lives, used for everything from tying up shoes to securing boats. But with so many different knots to choose from, it can be difficult to know which ones you need to know. That's where this guide comes in.

This comprehensive guide will teach you the most important knots for every occasion, from simple beginner knots to advanced knots that are used by professionals. With clear step-by-step instructions and helpful illustrations, you'll be able to master these knots in no time.

If you're new to knot-tying, these beginner knots are a great place to start. They're easy to learn and can be used for a variety of tasks.



The Pocket Guide to Essential Knots: A Step-by-Step Guide to the Most Important Knots for Everyone

by Devin Auspland

★★★★☆ 4.6 out of 5

Language : English
File size : 29723 KB
Text-to-Speech : Enabled
Screen Reader : Supported
Enhanced typesetting : Enabled
Word Wise : Enabled
Print length : 82 pages



- **Square Knot:** Also known as the reef knot, this is the most basic and versatile knot. It's used for tying up shoes, securing ropes, and making bandages.
- **Bowline Knot:** This knot is used to create a loop that won't slip, making it ideal for tying a boat to a dock or securing a rope to a tree.
- **Clove Hitch:** This knot is used to tie a rope to a pole or other object. It's strong and secure, making it a good choice for mooring boats or securing equipment.
- **Sheet Bend Knot:** This knot is used to tie two ropes together, even if they're different sizes. It's a strong and reliable knot, making it a good choice for connecting ropes when sailing or camping.
- **Figure-Eight Knot:** This knot is used to create a loop at the end of a rope. It's a simple and secure knot, making it a good choice for tying up tents or securing ropes to equipment.

Once you've mastered the beginner knots, you can move on to these intermediate knots. They're more complex than the beginner knots, but they're still relatively easy to learn.

- **Alpine Butterfly Knot:** This knot is used to create a loop that won't slip, even when the rope is under load. It's a strong and secure knot, making it a good choice for climbing or rappelling.
- **Prusik Knot:** This knot is used to ascend a rope using a smaller rope. It's a simple and effective knot, making it a good choice for climbing or caving.

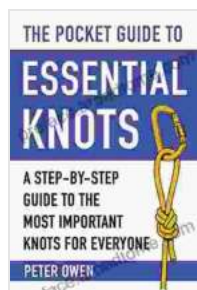
- **Bowline on a Bight Knot:** This knot is a variation of the bowline knot that creates a loop in the middle of a rope. It's a strong and secure knot, making it a good choice for tying up a boat or securing a rope to a tree.
- **Fisherman's Knot:** This knot is used to connect two pieces of fishing line together. It's a strong and reliable knot, making it a good choice for fishing.
- **Taut-Line Hitch Knot:** This knot is used to secure a rope to a stake or other object. It's a simple and effective knot, making it a good choice for camping or hiking.

These advanced knots are more complex than the beginner and intermediate knots, but they're also more specialized. They're used for specific tasks, such as climbing, sailing, or fishing.

- **Figure-Eight Follow-Through Knot:** This knot is used to create a loop at the end of a rope that won't slip, even when the rope is under load. It's a strong and secure knot, making it a good choice for climbing.
- **Double Fisherman's Knot:** This knot is a stronger version of the fisherman's knot. It's used to connect two pieces of fishing line together when strength is critical.
- **Bowline with a Stopper Knot:** This knot is a variation of the bowline knot that includes a stopper knot to prevent the loop from slipping. It's a strong and secure knot, making it a good choice for tying up a boat or securing a rope to a tree.

- **Cleat Hitch Knot:** This knot is used to secure a rope to a cleat or other object. It's a strong and reliable knot, making it a good choice for sailing or mooring boats.
- **Rolling Hitch Knot:** This knot is used to secure a rope to a pole or other object, even if the object is not round. It's a strong and versatile knot, making it a good choice for camping or hiking.

This guide has provided you with the knowledge and skills you need to master the most important knots for every occasion. Whether you're a beginner or an experienced knot-tier, this guide has something for you. So next time you need to tie a knot, don't be afraid to give one of these knots a try. You'll be glad you did.



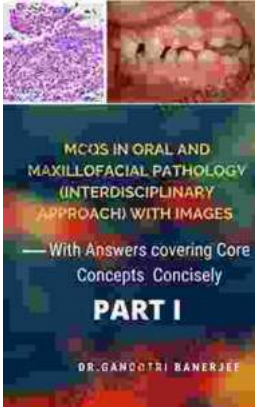
The Pocket Guide to Essential Knots: A Step-by-Step Guide to the Most Important Knots for Everyone

by Devin Auspland

★★★★☆ 4.6 out of 5


Language : English
File size : 29723 KB
Text-to-Speech : Enabled
Screen Reader : Supported
Enhanced typesetting : Enabled
Word Wise : Enabled
Print length : 82 pages





Unveiling the Secrets of Core Concepts: The Ultimate Learning Companion

Are you ready to unlock the doors to academic success and conquer core concepts with confidence? Look no further than our groundbreaking book, "With Answers Covering..."



Unlock Your True Potential: Uncover the Real Reasons For Success

Embark on a Transformative Journey to Extraordinary Achievements Are you ready to break free from mediocrity and unlock your true potential? In his...